


Cross-Contour Stage by Stage Drawing Example



(finished cross-contour study drawing)



1. Gestural Underdrawing




2. Beginning of Angle Measuring



3. Continued Measuring

Cross-Contour Stage by Stage Drawing Example



4. Detail of Hammer



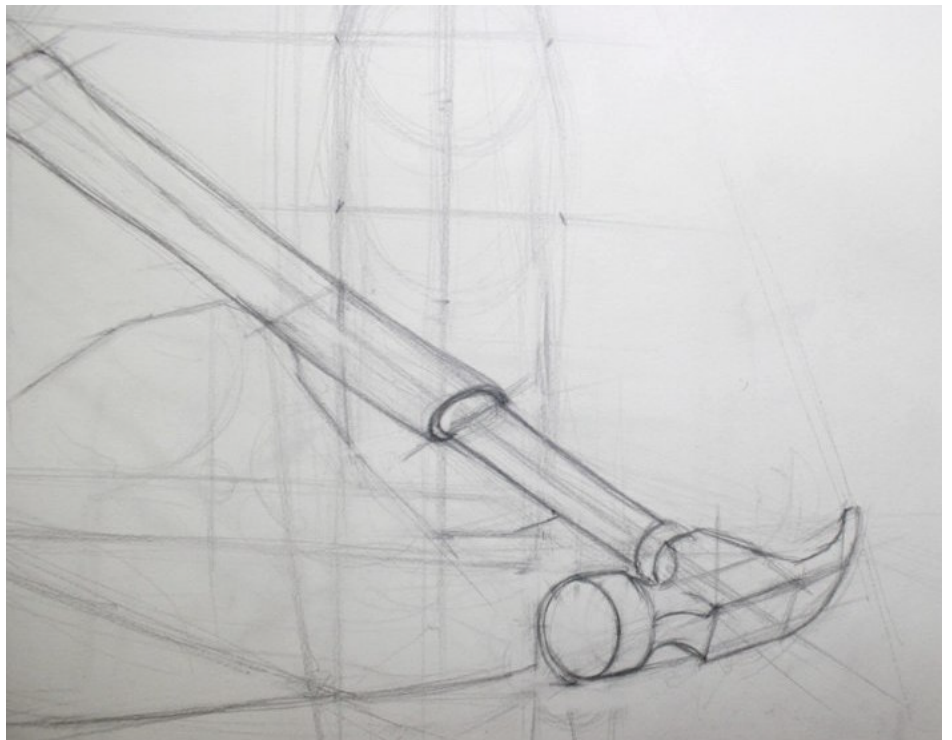
5. Detail of hammer end with geometric container shape



6. Detail of Hammer with elliptical reference

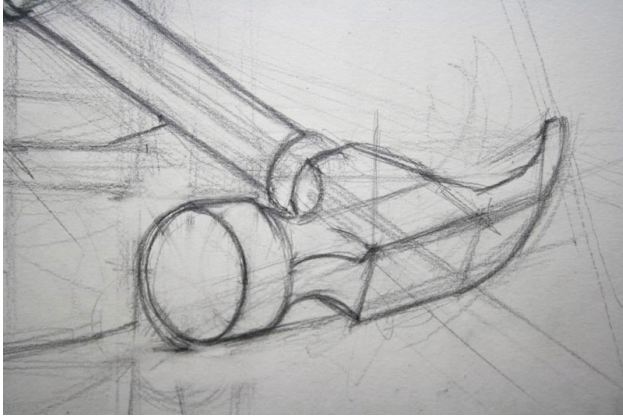


7. Continued work on elliptical end of hammer

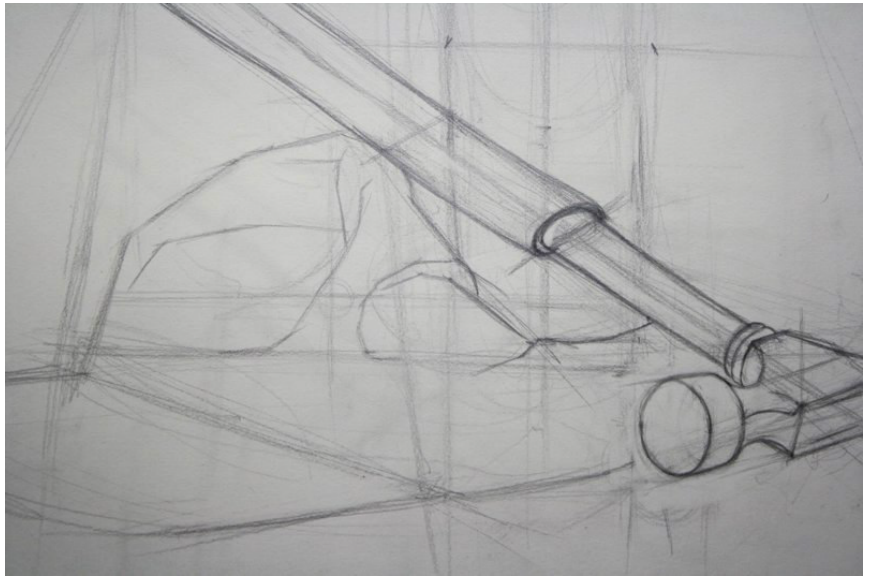


8. Continued development of the hammer structure


Cross-Contour Stage by Stage Drawing Example



9. Hammer Structure Detail



10. Continued measuring of still life objects



11. Continued development of bottle (ex. center axis line, major axis line, - work from general shapes first to smaller details later)



12. Continued measuring

Cross-Contour Stage by Stage Drawing Example



13. Continued Measuring



14. Continued refinement of linear drawing



15. Beginning of cross-contour lines



16. Detail of cross-contour lines

Cross-Contour Stage by Stage Drawing Example



17. Continued development of cross-contour lines

18. Finished cross-contour study drawing

